

HOOPERS TRAINING AWARDS

TRAINING PASSPORT




The Dog Training Club
The National Dog Training Award Scheme



WWW.THEDOGTRAININGCLUB.UK



The National Dog Training Award Scheme Foundation Hoopers Training Award


	Skill Description	
1	Dog can be positioned in a sit and also down position by the handlers' side on lead whilst stationary.	
2	The handler can play with the dog, give an article/toy to the dog, but then take it away when instructed. The dog should readily give up the article.	
3	Dog on lead without distractions the handler and dog should walk approx. 15m including a turn without undue inconvenience, on a loose lead.	
4	Dog can be left in a any position on lead whilst the handler walks away 2m, returning after 30 seconds.	
5	Handler can demonstrate the controlled removal and refitting of dogs' collar, lead and/or harness which is suitable for Hoopers training.	
6	Recall with dog on lead, held by an assistant, in any position whilst the handler moves 2-3 paces forward, turns and calls the dog.	
7	Dog can turn a full circle to the left twice in succession.	
8	Dog can turn a full circle to the right twice in succession.	
9	Dog can drive forward to a minimum distance of 1m away when released.	
10	Handler carries with them some form of "poop scoop" and dog remains calm and relaxed whilst someone checks the dog's micro-chip number using a scanner.	





The National Dog Training Award Scheme

Bronze Hoopers Training Award

	Skill Description	
1	Dog and handler can complete a front cross to the left.	
2	Dog and handler can complete a front cross to the right.	
3	Dog and handler can complete a rear cross to the left.	
4	Dog and handler can complete a rear cross to the right.	
5	Dog can pass independently through a Hoop four times whilst handler stands 1m away.	
6	Dog can independently run around a Barrel, whilst handler stands stationary 1m away from the Barrel. Skill to be repeated from left and right side.	
7	Dog can independently run across a mat correctly, whilst handler stands stationary 1m away from the Mat. Skill to be repeated from left and right side.	
8	Dog stays in sit or down position at least 2m in front of a Hoop off lead whilst the handler takes four steps (2m) away, returning when instructed after 60 seconds.	
9	Dog stays in sit or down position at least 2m in front of a Barrel off lead whilst the handler takes four steps (2m) away, returning when instructed after 60 seconds.	
10	The handler and dog can together play; with a toy and without a toy in a controlled manner.	





The National Dog Training Award Scheme

Silver Hoopers Training Award


	Skill Description	
1	Dog can complete a three Hoop pinwheel, first from left to right and then repeated right to left.	
2	Dog can complete a Front Cross on a three Hoop Pinwheel first from left to right and then repeated right to left.	
3	Dog can complete a circle containing six Hoops, first a clockwise circuit and then repeated as a anti-clockwise circuit.	
4	Dog when released can drive forward 2m away from handler to a Hoop, whilst handler remains stationary.	
5	Dog can move through a straight line of three Hoops.	
6	Dog can complete a Barrel and then forward to complete a Mat.	
7	Dog can complete a Hoop and then forward to complete a Mat.	
8	Dog can perform a Hoop Pinwheel to Barrel sequence, and then repeat it in the opposite direction.	
9	Dog can complete a circle sequence of six Hoops and then repeat it in the opposite direction.	
10	Dog wears a collar and identity tag complying with the law. Handler gently feels all over the dog with their hands, including checking teeth, body, paws and pads.	





The National Dog Training Award Scheme


Gold Hoopers Training Award

	Skill Description	
1	The handler can demonstrate a Rear Cross as dog moves through a three Hoop Pinwheel. First on handlers left side, repeated right side.	
2	The handler can demonstrate a Front Cross as dog moves through a three Hoop Pinwheel. First on handlers left side, repeated right side.	
3	The handler can demonstrate a Rear Cross as dog moves through a three Hoop Pinwheel and onto the barrel. First on handlers left side, repeated right side.	
4	Dog and handler can demonstrate a five Hoop straight line sequence, then repeat it from opposite side.	
5	Dog and handler can demonstrate a five Hoop straight line sequence with central Mat, then repeat it from opposite side.	
6	Dog and handler can demonstrate a five Hoop straight line sequence with central Barrel, then repeat it from opposite side.	
7	Dog and handler can demonstrate a layered Hoop and Mat line sequence from 2m.	
8	Dog and handler can demonstrate a five Hoop inside circle, then repeat it from opposite direction.	
9	Dog and handler can demonstrate a five Hoop outside circle, then repeat it from opposite direction.	
10	Dog and handler can demonstrate a four Barrel inside sequence, then repeat it from outside.	





The National Dog Training Award Scheme Platinum Hoopers Training Award


	Skill Description	
1	Dog and handler can demonstrate forward drive on a three Barrel Straight Line sequence, then repeat it on opposite side.	
2	Dog and handler can demonstrate forward drive on a three Barrel Slight Curve sequence, then repeat it on opposite side.	
3	Dog and handler can demonstrate forward drive on a three Barrel and central Mat Line sequence, then repeat it on opposite side.	
4	Dog and handler can demonstrate forward drive on a three Barrel Line and layered Hoop line sequence, then repeat it on opposite side.	
5	Dog and handler can demonstrate forward drive on an offset line sequence, then repeat it on opposite side.	
6	Dog and handler can demonstrate an outside five Hoop circle.	
7	Dog and handler can demonstrate an outside five Barrel circle.	
8	Dog and handler can demonstrate a Mat into five Hoop circle, then repeat it in opposite direction.	
9	Handler can describe the term "Bloat" in dogs and identify common symptoms of this medical emergency.	
10	Dog remains relaxed whilst a unknown adult checks their teeth and gently feels all over the dogs' body.	





The National Dog Training Award Scheme

Diamond Hoopers Training Award

	Skill Description	
1	Dog and handler can demonstrate an Inside Semi Circle, Barrel into Hoops sequence, then repeat it in opposite direction.	
2	Dog and handler can demonstrate an Outside Semi Circle, Barrel into Hoops sequence, then repeat it in opposite direction.	
3	On a sequence set by the Assessor, the dog and handler can demonstrate obstacle discrimination, with a Barrel send clockwise.	
4	On a sequence set by the Assessor, the dog and handler can demonstrate obstacle discrimination, with a Barrel send anti-clockwise.	
5	On a sequence set by the Assessor, the dog and handler can demonstrate obstacle discrimination, with a Mat send which is repeated on opposite side.	
6	On a sequence set by the Assessor, the dog and handler can demonstrate directional control, on a four Hoop sequence right, repeated on opposite side.	
7	On a sequence set by the Assessor, the dog and handler can demonstrate directional control, on a four Hoop sequence left, repeated on opposite side.	
8	On a sequence set by the Assessor, the dog and handler can demonstrate directional control, on a four Hoop sequence straight, repeated on opposite side.	
9	Dog and handler must complete a competition design course/sequence set by the Assessor.	
10	Handler can demonstrate and talk through a start line routine, including positioning of dog, handler positioning and verbal and non-verbal signals.	





CONTACT US

www.thedogtrainingclub.uk

The Dog Training Club Limited

Registered Company Number: 15802793
Incorporated In England And Wales

The Dog Training Club Charitable Trust

Registered Charity Number: 1124683
Registered In England And Wales

Registered Office

Unit A, 82 James Carter Road, Mildenhall,
Bury St Edmunds, Suffolk, IP28 7DE

Telephone: 0333 335 6407

www.thedogtrainingclub.uk info@thedogtrainingclub.uk



**All Awards Copyright The Dog Training Club Limited 2024
Claim Your Award At www.thedogtrainingclub.uk**