

RING CRAFT HANDLING AWARDS

TRAINING PASSPORT



The Dog Training Club
The National Dog Training Award Scheme



WWW.THEDOGTRAININGCLUB.UK



The National Dog Training Award Scheme Foundation Ring Craft Handling Award


	Skill Description	✓
1	Handler can demonstrate the correct, controlled removal and refitting of the dog's show lead and collar.	
2	Handler can gently towel dry their dog. Dog can be in any position and remain relaxed.	
3	Dog remains relaxed as handler demonstrates how to check their dog's teeth.	
4	Handler can gently feel all over the dog with their hands, including checking paws and pads. Dog can be in any position remaining relaxed.	
5	Dog remains relaxed and accepting as handler demonstrates how they groom their dog.	
6	Handler can move dog up and down twice in any gait.	
7	Handler can move dog in a triangle in any gait to allow assessment of movement.	
8	Handler can identify if their dogs breed type is a freestanding or a stacked breed and the group the breed type belongs to.	
9	Handler carries with them some form of "poop scoop" and identifies suitable disposal points.	
10	Dog remains calm and relaxed whilst someone checks the dog's micro-chip number using a scanner.	





The National Dog Training Award Scheme

Bronze Ring Craft Handling Award


	Skill Description	
1	Handler can stand the dog to present it for examination by the judge.	
2	Handler can move the dog up and down twice in the correct gait for the breed type.	
3	Handler can move the dog in a triangle in the correct gait for the breed type.	
4	Dog remains relaxed whilst a known adult checks their teeth and gently feels all over the dog's body. Changes in dogs position allowed during examination.	
5	Handler can complete movement patterns, returning to the judge's position and presenting their dog at a suitable distance and position to the judge.	
6	Handler can demonstrate switching of sides, based on judges change of position on the up and down pattern.	
7	Handler can demonstrate correct procedure and movement pattern for returning to the line after assessment by the judge.	
8	Handler can move the dog in a triangle pattern, starting at random starting position in the ring.	
9	Handler can carry out correct procedure for being called out and placed by a judge.	
10	Handler can identify the correct number of teeth a dog should have.	





The National Dog Training Award Scheme

Silver Ring Craft Handling Award


	Skill Description	
1	Handler can demonstrate correct entry to the ring including maximising movement opportunity and initial presentation of their dog.	
2	Dog will remain standing and relaxed whilst someone acting as a judge examines the dog, head to toe, including teeth.	
3	The handler can correctly show the dogs teeth.	
4	Handler can identify and correct a change of leg placement purposefully adjusted by the judge to an incorrect position.	
5	Handler can demonstrate switching of sides, based on judges change of position on the triangle pattern.	
6	Handler can move the dog in a reverse triangle in the correct gait for the breed type.	
7	Handler can demonstrate shadowing the judge's position whilst the dog is being examined by the judge in the stand position.	
8	Handler can move the dog in an "L" pattern in the correct gait for the breed type.	
9	Handler can demonstrate correct procedure for being "called out" and placed by a judge.	
10	Handler can identify the anatomical position of the dog's; Withers.	





The National Dog Training Award Scheme


Gold Ring Craft Handling Award

	Skill Description	
1	Handler is well presented for the assessment in suitable show attire and footwear, which compliments the dogs colouring and gait.	
2	Dog is well presented for the assessment with suitable cleanliness and grooming for the dog's breed type.	
3	Handler can identify the correct way to stand their dog based on an up hill or down hill position.	
4	Handler demonstrates correct shadowing of the judge's position in all situations including entry to ring, during presentation, during movement and upon being placed.	
5	Handler can demonstrate switching of sides, based on judges change of position on the reverse triangle pattern.	
6	Handler can demonstrate switching of sides, based on judges change of position on the "L" pattern.	
7	Handler can move the dog in a reverse triangle pattern, starting at random starting position in the ring.	
8	Handler can move the dog in a "T" pattern in the correct gait for the breed type.	
9	Handler can demonstrate correct procedure for change of line up position if a judge makes changes to placings. Including demonstrating good sportsmanship.	
10	Handler can identify the anatomical position of the dog's; Occiput.	





The National Dog Training Award Scheme Platinum Ring Craft Handling Award

	Skill Description	
1	Handler should be able to give a description of the term “over handling”.	
2	Handler should not disturb the dogs top line or body by incorrect position when freestanding or baiting, or if stacking by “pulling or pushing” the dogs position.	
3	Handler should not demonstrate incorrect hand placement when holding a dogs head, which might cause them to pull on the dogs facial features or eye.	
4	Handler can move the dog in an “L” pattern, starting at random starting position in the ring.	
5	Handler can demonstrate switching of sides, based on judges change of position on the “T” pattern.	
6	Handler can move the dog in an “T” pattern, starting at random starting position in the ring.	
7	Handler can move the dog in a figure “8” pattern in the correct gait for the breed type.	
8	Handler can demonstrate switching of sides, based on judges change of position on the figure “8” pattern.	
9	Handler can identify the anatomical position of the dog’s; Stifle.	
10	Handler can identify the anatomical position of the dog’s; Point of Shoulder.	





The National Dog Training Award Scheme

Diamond Ring Craft Handling Award

	Skill Description	✓
1	Handler and dog are presented suitably for entry into a handling competition.	
2	Handler and dog follow ring procedure to include entry to ring, preparing for individual assessment, returning to the line and final presentation.	
3	Handler can move the dog in a triangle and twice up and down from an angled starting judging position and present dog correctly at the end of movement.	
4	Handler demonstrates attentive response to any changes to the dogs leg position, and to shadowing of the judges position.	
5	Handler can move the dog in a figure "8" pattern, starting at angled starting position in the ring.	
6	Handler can move the dog in a reverse figure "8" pattern, in the correct gait for the breed type.	
7	Handler can demonstrate switching of sides, based on judges change of position on the reverse figure "8" pattern.	
8	Handler can identify the anatomical position of the dog's; Occiput, Withers, Point of Shoulder and Stifle.	
9	Handler can identify the anatomical position of the dog's; Hock, Stop, Elbow, Front Pastern, Rear Pastern and Croup.	
10	Handler can identify how many ribs a dog has, including the number of any "floating".	





CONTACT US

www.thedogtrainingclub.uk

The Dog Training Club Limited

Registered Company Number: 15802793
Incorporated In England And Wales

The Dog Training Club Charitable Trust

Registered Charity Number: 1124683
Registered In England And Wales

Registered Office

Unit A, 82 James Carter Road, Mildenhall,
Bury St Edmunds, Suffolk, IP28 7DE

Telephone: 0333 335 6407

www.thedogtrainingclub.uk info@thedogtrainingclub.uk



**All Awards Copyright The Dog Training Club Limited 2024
Claim Your Award At www.thedogtrainingclub.uk**