

AGILITY TRAINING AWARDS

TRAINING PASSPORT



The Dog Training Club
The National Dog Training Award Scheme




WWW.THEDOGTRAININGCLUB.UK



The National Dog Training Award Scheme

Foundation Agility Training Award


	Skill Description	
1	Dog can be left in a sit position off lead whilst the handler does a complete walking circle around dog's position 1m away, returning after 30 seconds.	
2	Dog can be left in a stand position off lead whilst the handler does a complete walking circle around dog's position 1m away, returning after 30 seconds.	
3	Dog on lead, the handler can introduce their dog to a placid unknown dog and to an unknown adult (both male and female).	
4	Recall with dog on lead, held by an assistant, in any position whilst the handler moves 2-3 paces forward, turns and calls the dog.	
5	Recall through 3m ridged tunnel (pipe tunnel), dog on lead held by assistant in any position whilst the handler moves to end of tunnel and calls the dog through.	
6	Dog on lead without distractions the handler and dog should run approx. 15m including a "side switch" without undue inconvenience.	
7	Dog can reliably maintain a downside contact position on a piece of contact equipment (or contact trainer), and wait 30 seconds for release.	
8	Dog can be set up 2m in straight line from Jump, wait and be recalled through to handler 2m straight over Jump.	
9	Handler can demonstrate the controlled removal and refitting of dogs' collar, lead and/or harness. Handler carries with them some form of "poop scoop".	
10	Dog remains calm and relaxed whilst someone checks the dog's micro-chip number using a scanner.	





The National Dog Training Award Scheme

Bronze Agility Training Award


	Skill Description	
1	Dog left in any position to wait, whilst the handler moves forward at speed (10m), calls the dog to run and continues forward with dog 5m.	
2	Dog left in any position to wait, whilst the handler moves 4m to the left, right and behind the dog, calls the dog to run and continues forward with dog 5m.	
3	Dog off lead without distractions the handler and dog should run approx. 15m including a "side switch" without undue inconvenience.	
4	The handler and dog can together play; with a toy and without a toy in a controlled manner.	
5	Dog can be set up 2m in straight line from A Frame and perform a run by off lead with handler in line with dog.	
6	Dog can be set up 2m in straight line from Dog Walk and perform a run by off lead with handler in line with dog.	
7	Dog can be set up 2m in straight line from Pipe Tunnel entrance, wait and be recalled through to handler 2m straight from tunnel exit.	
8	Dog can be set up 2m in straight line from Pipe Tunnel entrance and perform a run by off lead with handler in line with dog.	
9	Handler and dog can demonstrate a straight-line drill of three jumps, with appropriate double cues, body positioning and hand signals.	
10	Handler gently feels all over the dog with their hands, including checking teeth, body, paws and pads. Dog can be in any position remaining relaxed.	





The National Dog Training Award Scheme

Silver Agility Training Award


	Skill Description	
1	Dog can be set up 2m in straight line from Dog Walk, wait and recalled to handler 2m straight from Dog Walk.	
2	Dog can be set up 2m in straight line from A Frame, wait and be recalled over to handler 2m straight from A Frame.	
3	Dog can be set up 2m in straight line from Weaves, wait, be called and perform weaves with handler in line with dog.	
4	Dog can be left to wait 4m in 45-degree offset start (left and right) from Pipe Tunnel entrance, called to handler 4m straight from tunnel exit.	
5	Handler in line with dog 4m in 45-degree fly start (left and right) from Pipe Tunnel entrance, and sent through curved pipe tunnel.	
6	Dog can do the See Saw, being spotted by handler, remain steady whilst pivots, but crash mat may be under See Saw to absorb noise.	
7	Handler and dog can demonstrate a straight-line drill of three obstacles including one contact obstacle, to include a call off.	
8	Dog can complete a simple circle sequence of jumps, A Frame, Dog Walk and Pipe Tunnel. Keeping clear body positioning and a 2m inside distance from obstacles.	
9	Handler and dog can demonstrate a Serpentine manoeuvre and Threadle manoeuvre on an appropriate jump sequence.	
10	Dog remains relaxed whilst a unknown adult checks measures their height and gently feels all over the dogs' body.	





The National Dog Training Award Scheme

Gold Agility Training Award


	Skill Description	
1	Dog and handler can demonstrate a 5 obstacle pull turn drill (left and right), with appropriate double cues, body positioning and hand signals.	
2	Dog can be left to wait 4m in 45-degree offset start (left and right) from Wall, called to handler 4m straight from Wall.	
3	Dog start line waits whilst handler runs a circle around the dog, 4 meters away, including change of direction and stopping, releasing the dog to an obstacle.	
4	Dog can be set up 2m in straight line from See Saw, wait and be recalled through to handler 2m straight from See Saw.	
5	Dog can be left to wait 4m in 45-degree offset start (left and right) from A Frame and sent over A Frame. Rpt. with Dog Walk.	
6	Dog can be left to wait 4m in 90-degree offset start (left and right) from Dog Walk, called to handler 4m offset 90-degrees (left and right) from Dog Walk.	
7	Dog can be left to wait 4m in straight line from Weaves, called to handler 4m straight from Weaves.	
8	Dog in line with handler 4m in 90-degree fly start (left and right) from Pipe Tunnel entrance and sent through.	
9	Dog can be set up 2m in straight line from Tyre and perform a run by completing tyre with handler in line with dog.	
10	The dog and handler can complete a course designed by the assessor comprising of; Jumps, A Frame, Dog Walk, Pipe Tunnel, See Saw, Wall and Weaves.	





The National Dog Training Award Scheme

Platinum Agility Training Award


	Skill Description	
1	Handler and dog can demonstrate a blind cross sequence.	
2	Handler and dog can demonstrate a front cross at a tunnel entrance and rear cross at a tunnel entrance, whilst running an appropriate sequence.	
3	Dog waits, handler goes forward then releases the dog to weaves, handler remains stationary and calls to next obstacle when weaves complete.	
4	Dog can be left to wait 4m in 90-degree offset start (left and right) from A Frame and sent over A Frame. Repeat with Dog Walk.	
5	Dog in line with handler 4m in 90-degree fly start (left and right) from See Saw and sent over.	
6	Dog in line with handler 4m in 90-degree fly start (left and right) from Long Jump and sent over.	
7	Dog in line with handler 4m in 90-degree fly start (left and right) from Rising Spread and sent over.	
8	Handler and dog can complete Single Box Jump Course A from the approved courses (see award passport).	
9	Handler can describe the term “Bloat” in dogs and identify common symptoms of this medical emergency.	
10	Handler can demonstrate and talk through a start line routine, including positioning of dog, handler positioning and verbal and non-signals.	





The National Dog Training Award Scheme

Diamond Agility Training Award

	Skill Description	
1	Handler and dog can demonstrate a rear cross at a contact entrance and a front cross at a contact exit on an appropriate course.	
2	Handler and dog can demonstrate clear and defined obstacle discrimination on an appropriate course.	
3	Handler and dog can demonstrate a Lead Out Pivot on an appropriate course.	
4	Handler and dog can complete Single Box Jump Course B from the approved courses (see award passport).	
5	Handler and dog can complete a Double Box Jump Course A from the approved courses (see award passport).	
6	Handler and dog can complete a Double Box Jump Course B from the approved courses (see award passport).	
7	Handler and dog can complete a Star Box Jump Course A from the approved courses (see award passport).	
8	Handler and dog can complete a Star Box Jump Course B from the approved courses (see award passport).	
9	Dog must complete clear a 15 obstacle course set by the assessor which includes: A Frame, Dog Walk, See Saw, Jumps, Tyre, And Pipe Tunnel.	
10	Dog must complete clear a 15 obstacle course set by the assessor which includes: Long Jump, Tyre, Rising Spread Jump, Weaves and Pipe Tunnel.	

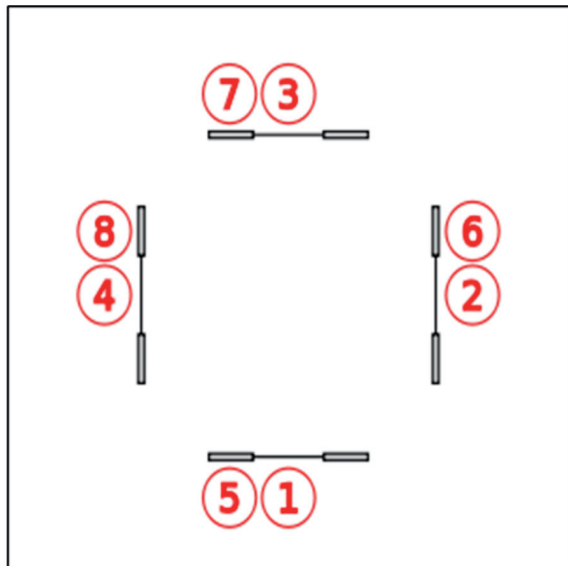
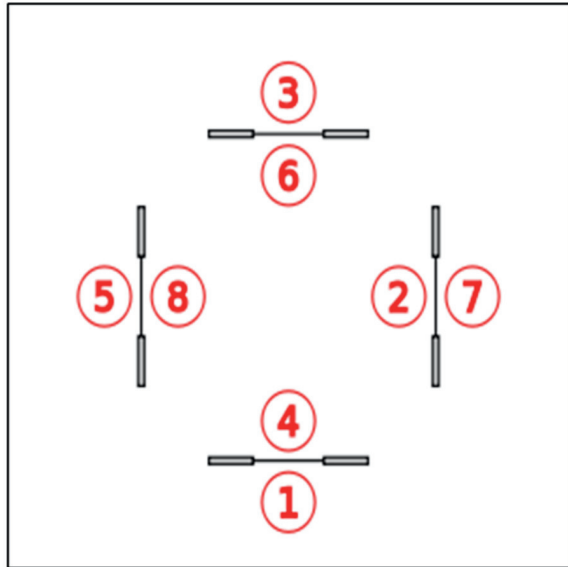




The National Dog Training Award Scheme

Diamond Agility Training Award

Approved Single Box Jump Courses



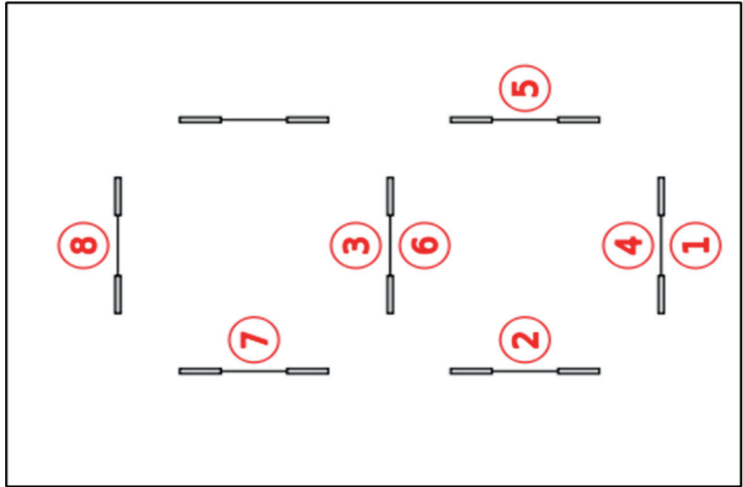


The National Dog Training Award Scheme

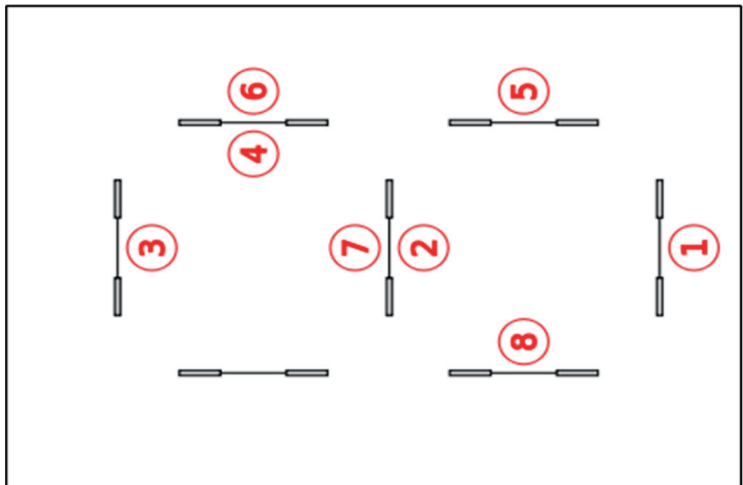
Diamond Agility Training Award

Approved Double Box Jump Courses

A



B



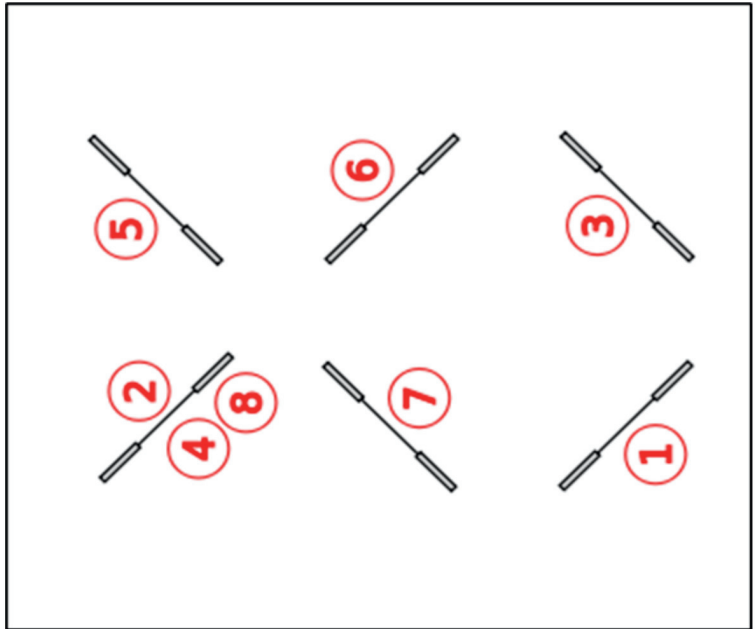


The National Dog Training Award Scheme

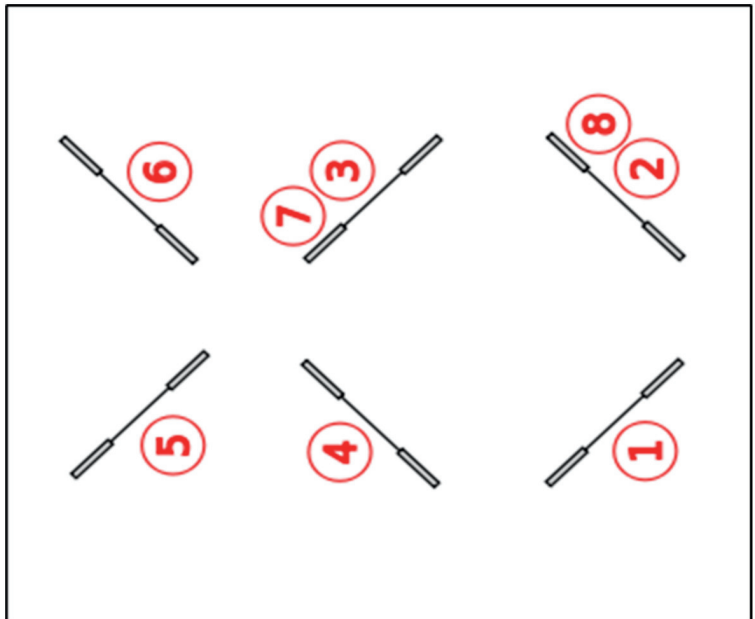
Diamond Agility Training Award

Approved Star Box Jump Courses

A




B



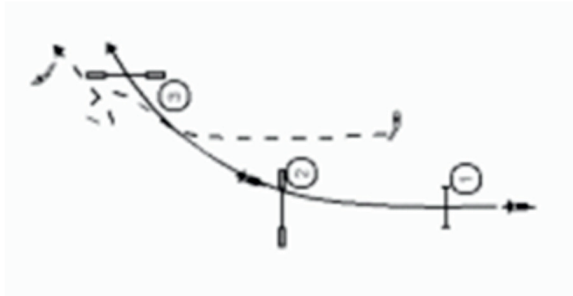


The National Dog Training Award Scheme Agility Award Glossary



Blind Cross

A Blind Cross is a manoeuvre in which you change handling sides in front of your dog. The side change happens by quickly turning your back on your dog.



Front Cross

A Front Cross is a manoeuvre in which you change handling sides in front of your dog. This typically occurs on a turn. The side change happens by turning toward your dog (you will be able to see your dog throughout).



Lead Out Pivot

A Lead Out Pivot is simply a stationary front cross. Rather than executing the front cross in motion, the handler leads out to their front cross position, cues an obstacle from this stationary position, and then executes the front cross. This typically occurs as the first sequence on course, but a lead out pivot can also be used after a stopped contact.



The National Dog Training Award Scheme Agility Award Glossary



Rear Cross

A Rear Cross is a manoeuvre in which you change handling sides behind your dog. The handler allows the dog to get ahead and then cuts behind the dog's path. This creates a turn after the cross.

Serpentine

The Serpentine is a sequence of three obstacles that the dog takes in a wave pattern (over one jump, 180 degrees over one jump, 180 degrees over one jump). Serpentine handling refers to a handling maneuver for this sequence in which the handler stays on the take-off side of jump one throughout the sequence (see diagram). Serpentine handling can be applied to many combinations of obstacles that do not appear in the 'classic' three jump configuration, but are still taken by the dog in a wave like pattern and can be handled by the handler staying on the same side throughout.





The National Dog Training Award Scheme

Agility Award Glossary

Threadle

A Threadle is a manoeuvre where the dog takes an obstacle, then comes between two obstacles to take the next obstacle in the same direction.





CONTACT US

www.thedogtrainingclub.uk

The Dog Training Club Limited

Registered Company Number: 15802793
Incorporated In England And Wales

The Dog Training Club Charitable Trust

Registered Charity Number: 1124683
Registered In England And Wales

Registered Office

Unit A, 82 James Carter Road, Mildenhall,
Bury St Edmunds, Suffolk, IP28 7DE

Telephone: 0333 335 6407

www.thedogtrainingclub.uk info@thedogtrainingclub.uk



**All Awards Copyright The Dog Training Club Limited 2024
Claim Your Award At www.thedogtrainingclub.uk**